


NEWSLETTER

Product: Welding wire SG2/SG3 on 15/20kg spools

HOW TO TRANSPORT AND STORE?


Pallets in warehouse and transport



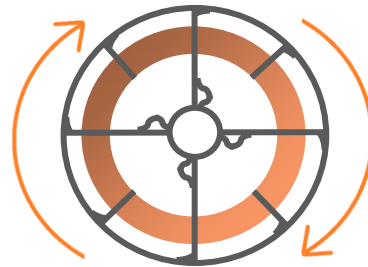
IS THERE ANY WELDING PROBLEM?

Is there any residue on the rollers? Yes:

- Check if the residue adheres to a magnet; if there is adhesion, evaluate the condition of the rollers and its tightening.
- Make a wire twist (see picture), if there is copper release call us, please.

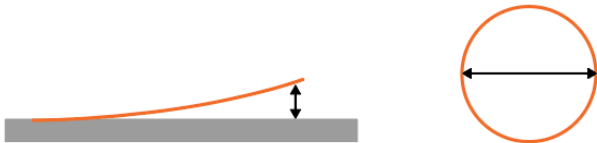


On wire basket spools, if the wire swings on the basket (see picture) call us, please.



Verify **cast and hélix** removing, without any pressure on the wire, 4 - 5 loops from the spool and place it on the floor:

- The wire up from the floor (hélix) until 50 mm, it is ✓.
- The wire makes a circumference (cast) between 800 and 2300 mm, it is ✓.



Measure wire diameter, with a micrometer, being the acceptable limits:

Wire diameter [mm]	Minimum diameter acceptable [mm]	Maximum diameter acceptable [mm]
0.80mm	0.76mm	0.81mm
1.00mm	0.96mm	1.01mm
1.20mm	1.16mm	1.21mm

Check:

- The good shape of the equipment's ducts and torches;
- The proper circuit of the ducts avoiding bends/tights curves;
- Air streams at the welding shop;
- Possible leaks of the welding protection gas / pressure drops in the gas network;
- The good shape of the workpiece;
- The suitability of the welding consumable for the work to be performed.

NOTES:

- Any suggestion of product application or result is given without representation or warranty;
- The user must evaluate each application process, including the adequacy and compliance with applicable law. The manufacturer will have no responsibility for it.
- This document can be change without any notice.